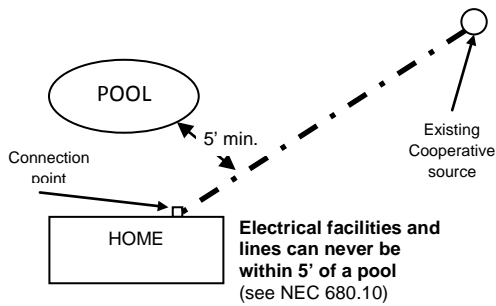
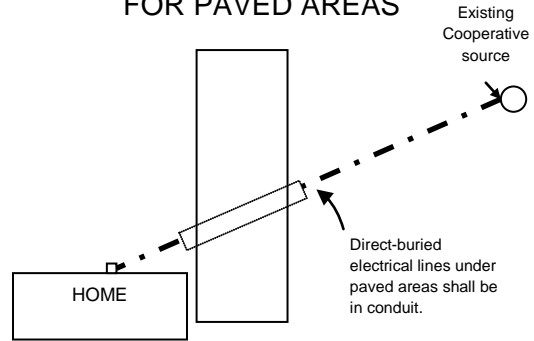


UNDERGROUND CLEARANCE FOR SWIMMING POOL

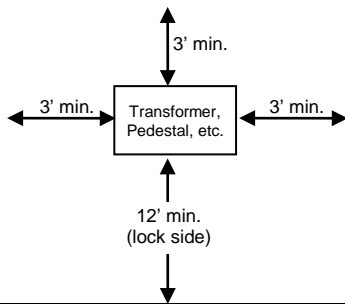


DIRECT-BURIED REQUIREMENTS FOR PAVED AREAS

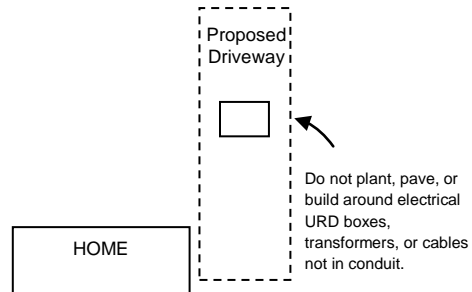


Pad-Mounted Equipment Clearances

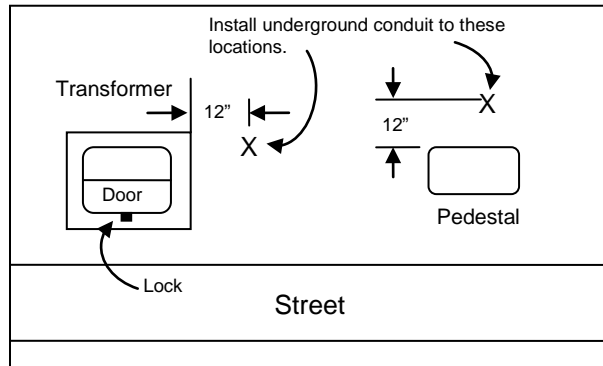
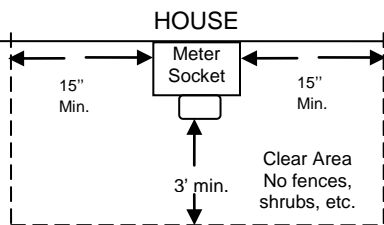
From shrubs, trees, fences, decks, etc.
See Drawing 10.4-1 for clearance to buildings.



DO NOT BLOCK ACCESS TO ELECTRICAL FACILITIES



METER CLEARANCES



CALL 48 HOURS BEFORE YOU DIG – Dial 811

It shall be the member's responsibility to stay clear of all underground facilities.

Notes:

1. Member's facilities shall comply with Cooperative Standards, the NEC, and authorities having jurisdiction.
2. The meter is to be on the outside of the residence, located on the side nearest the Cooperative's facilities. The member may be charged for the additional cost of services that do not use the most direct route.
3. Do not plant, pave, or build around electrical boxes, transformers, or cables not in conduit.
4. For transformer located within 10' of a building, see Drawing 10.4-1.
5. See Drawing 8.6-2 for service installation specifications.
6. See Drawing 8.6-1 for service conduit system installation specifications.

Underground Meter on House
Service Location Specifications

DRAWING 8.6-4

December 2011

NOT TO SCALE

