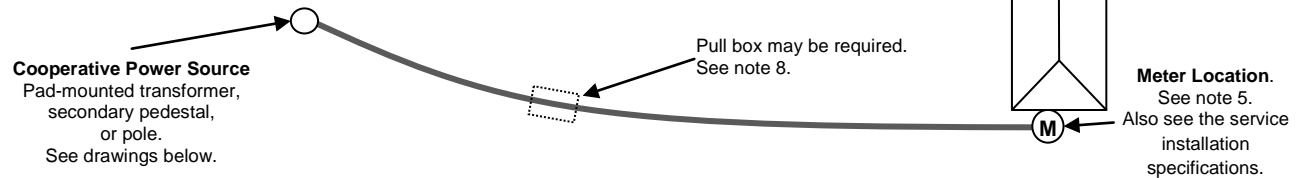


Underground Service Conduit System

For services rated up to 320A.

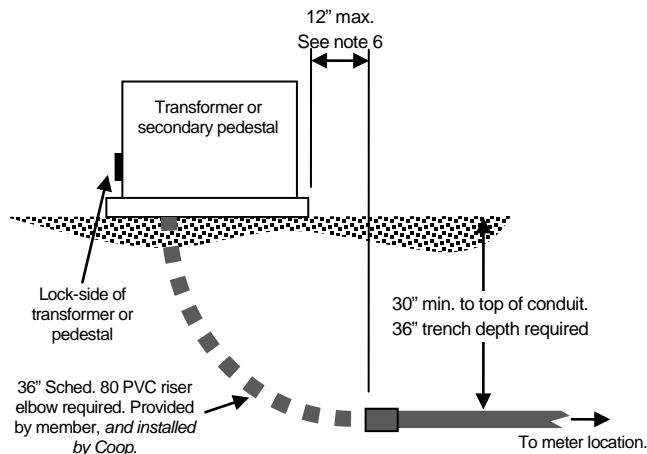
Should be less than 200' from meter to source with no more than 3 elbows, including risers.



Important: The member's service conduit system shall be located completely within the member's property boundary, and cannot cross any public roadway.

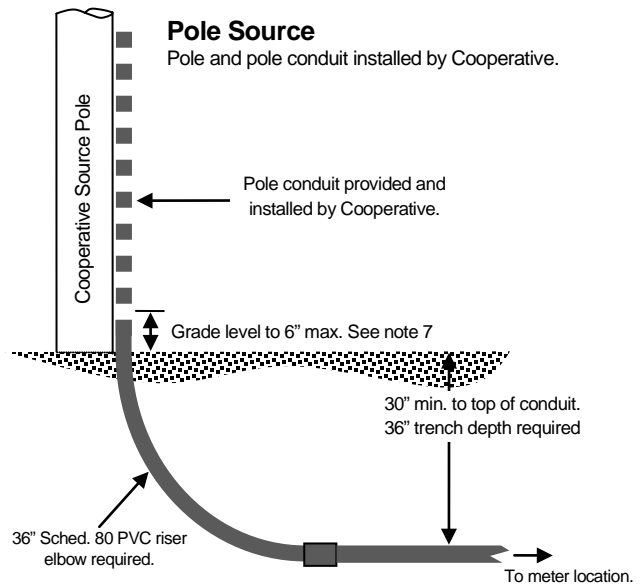
Transformer or Secondary Pedestal Source

Transformer or secondary pedestal installed by Cooperative.



Pole Source

Pole and pole conduit installed by Cooperative.



Notes:

- Member's facilities shall comply with Cooperative Standards, the NEC, and local authorities having jurisdiction.
- The member shall provide and install all secondary conduit; conduit shall have an 80lb non-metallic pull line installed. See table below for conduit diameter. Consult Cooperative for service above 320A.
- Service conductor is normally provided and installed by Cooperative for services rated up to 320A. The member provides and installs service conductor for services rated above 320A. Consult Cooperative for services above 320A.
- Underground conduit shall be electrical grade Schedule 40 or Schedule 80 PVC. All elbows must be min. 36" Schedule 80 PVC. All cut ends shall be beveled. All joints and connections shall be cleaned and securely joined using an approved solvent.
- Meter riser conduit shall be Schedule 80 PVC. Riser conduit shall flush with wall, and not contain any elbows around footings. If necessary, the riser shall be heated and bent to produce an offset with each bend having a radius of at least 36".
- Transformer or pedestal source - member shall install conduit system to within 12" of the transformer pad or secondary pedestal. End of conduit shall be sealed and location marked. Cooperative will install conduit riser elbow into the transformer or pedestal enclosure.
- Pole source - member shall install conduit system so that riser elbow is against the base of the source pole and at grade level or not more than 6" above grade. End of conduit shall be sealed to prevent entry of dirt or other material. Services rated above 320A may require more than one riser conduit and will require stand-off type brackets; in this case the riser elbows must be installed 7" from the base of the pole.
- Member may be required to install a pull box for any length over 200'. A pull box is required for any installation using more than three 90° elbows (or any combination of elbows exceeding 270°) including riser elbows. Consult the Cooperative for pull box type and location.
- Underground service conduit shall be separated from telephone or cable TV by not less than 3" of concrete, 4" of brick masonry, or 12" of well tamped earth. Water or gas lines are not permitted in the same trench with electrical line, and shall be separated by at least 12" of undisturbed earth.
- Refer to the *Member Installation Standards* for service equipment installation specifications.

**CALL 48 HOURS BEFORE
YOU DIG – Dial 811**
It shall be the member's
responsibility
to stay clear of all
underground facilities.

| Service Rating | Minimum Conduit Size | |
|--------------------------|----------------------|-------------|
| | Single Phase | Three Phase |
| 100A | 2" | 3" |
| 200A | 2" | 3" |
| 320A | 3" | 4" |
| Above 320A – Consult NEC | | |

**Underground Service Conduit
System Specifications**
Services Rated up to 320A
DRAWING 8.6-1

December 2011
NOT TO SCALE

