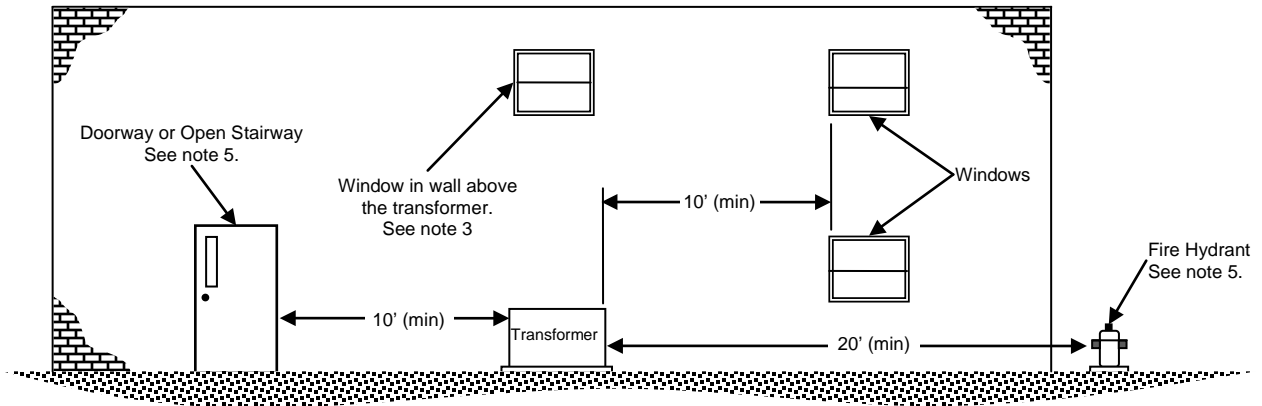
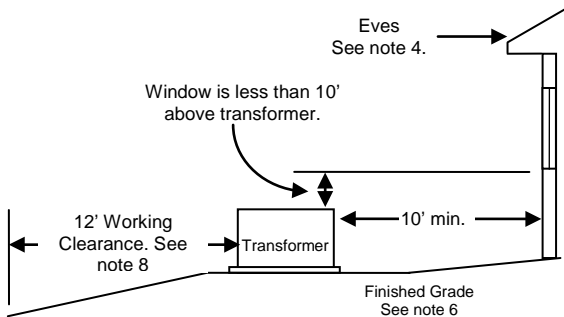


Building Wall Front View



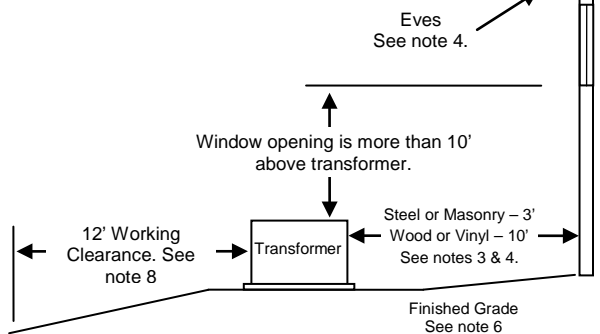
Building Wall Side View

Window opening is *less than 10'* above any portion of the transformer.



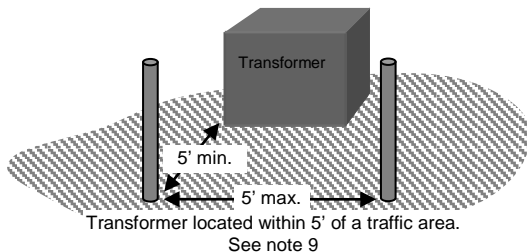
Building Wall Side View

Window opening is *more than 10'* above any portion of the transformer.



Notes:

1. Cooperative will install transformer so that the front of the unit (opening side) faces away from the building.
2. Wall clearances are based on the building's exterior material (combustible or noncombustible). The exterior includes the wall adjacent to the transformer and any overhanging eaves. If the wall is masonry but the eaves are vinyl, then the exterior is classified as vinyl for clearance purposes.
3. If any portion of a window opening is within 10' vertical distance above the transformer, then 10' minimum horizontal clearance from transformer to wall is required, regardless of type of exterior.
4. If eaves are constructed of wood or vinyl, then 10' minimum horizontal clearance from transformer to wall is required, regardless of type of exterior.
5. The 20' minimum clearance to the fire hydrant also applies to fire escapes; the 10' minimum clearance to the doorway also applies to open stairways.
6. Drainage of the area around the transformer shall slope away from the transformer and the building.
7. Transformer shall not be located in the exhaust area of radiators, building vents, AC condensers, or other heat producing equipment.
8. There shall be no above ground obstructions such as cooling towers, shrubs, plants, or fences, within 12' of the lock-side of the transformer (excluding traffic protection posts, if required) or within 3' of the sides or back of the transformer.
9. If the transformer is located within 5 feet of a commercial parking lot, loading area, or driveway, steel posts must be set around the transformer to protect it from traffic damage. The posts must be located at least 5 feet in front of the pad so they do not obstruct the opening of the access doors located on front of the transformer. The posts must be at least 8" diameter concrete-filled steel pipe, set in concrete to a depth of 30", extend 48" above grade, and spaced no more than 5 feet apart.



Location of Pad-Mounted Transformers Near Buildings

DRAWING 10.4-1

December 2011

NOT TO SCALE

