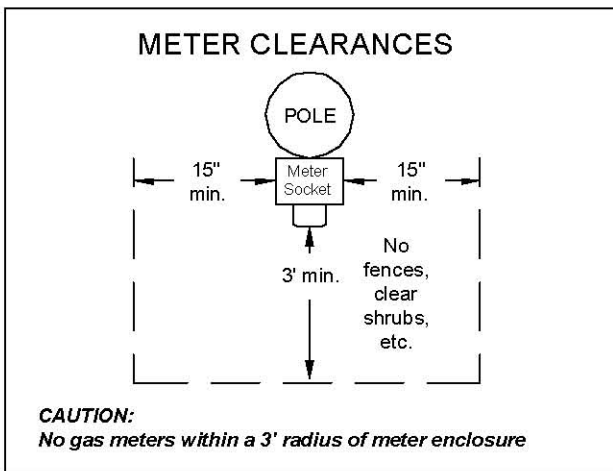
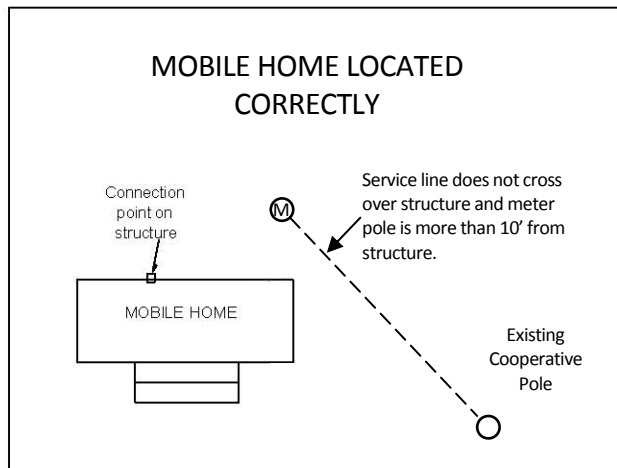
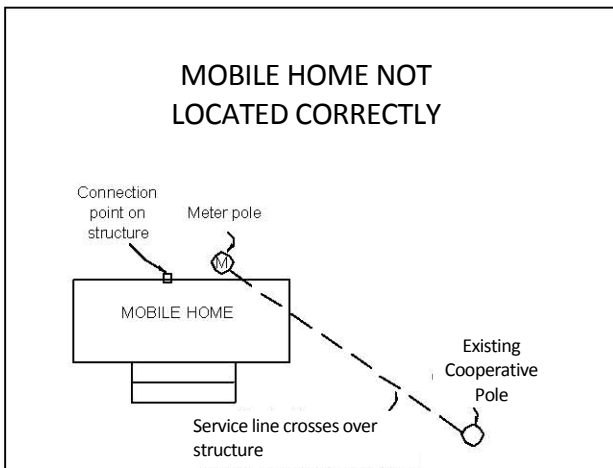


Caution: When locating the mobile home relative to the meter pole, remember that utility vehicles need access to the meter pole for maintenance purposes. The vehicle access route cannot cross septic tank fields without possible damage to the septic system. It is the Member's responsibility to provide and maintain good utility vehicle access.



Maximum Recommended Distance from Cooperative Pole to Meter Pole	
Amps	Distance (feet)
100	100
200	75
320	40

CALL 48 HOURS BEFORE YOU DIG – Dial 811
It shall be the Member's responsibility to stay clear of all underground facilities.

Notes:

- Member's facilities shall comply with Cooperative Standards, the NEC, and authorities having jurisdiction.
- Meter pole shall be more than 10' from the mobile home.
- The Member is responsible for clearing and maintaining all right of way.

OVERHEAD SERVICE DETAILS FOR SINGLE MOBILE HOME INSTALLATION

DRAWING 4.6-2

August 2010
NOT TO SCALE



First Electric Cooperative Corporation