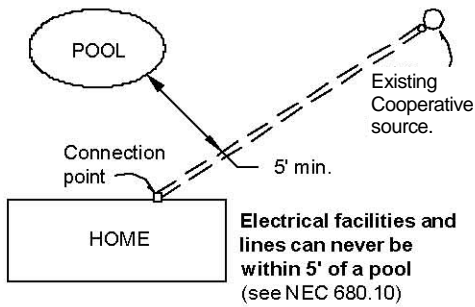
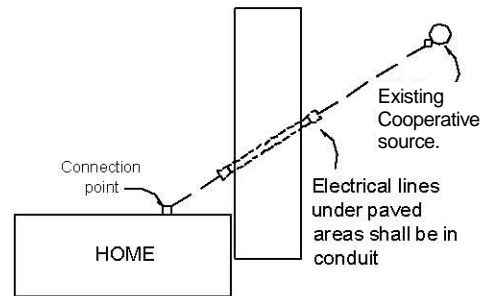


UNDERGROUND CLEARANCE FOR SWIMMING POOL

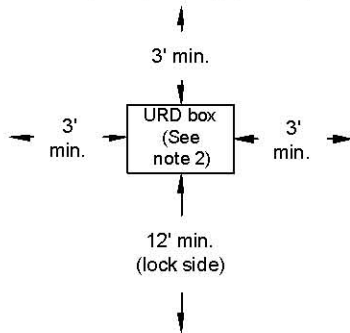


UNDERGROUND REQUIREMENTS FOR PAVED AREAS

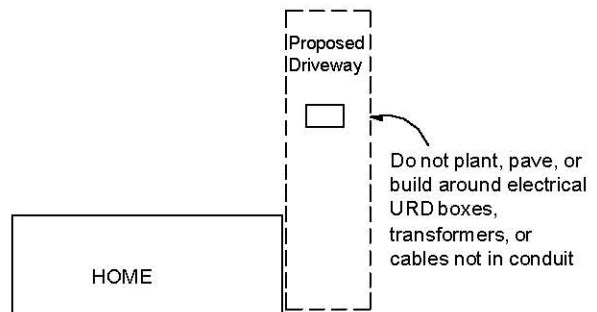


UNDERGROUND FACILITIES CLEARANCES

From shrubs, trees, buildings, fences, decks etc.

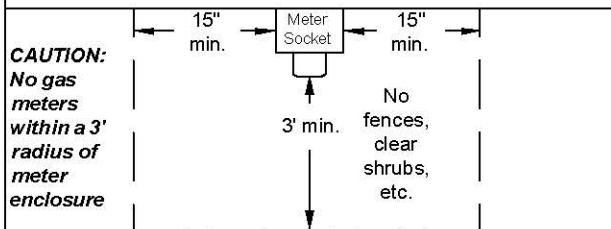


DO NOT BLOCK ACCESS TO ELECTRICAL FACILITIES



METER CLEARANCES

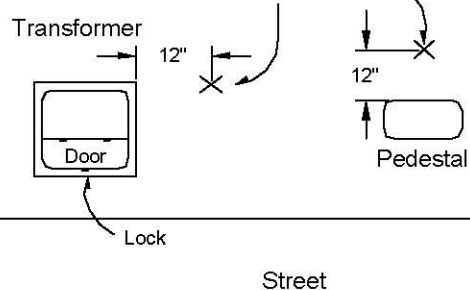
HOUSE



CAUTION:
No gas meters within a 3' radius of meter enclosure

For residential service, the meter is to be mounted on the outside of the home on the side of the house within 3' of the front wall and outside of fences on the side most economical to reach the Cooperative's source.

Place temporary underground service wire here (underground 30" deep)



CALL 48 HOURS BEFORE YOU DIG – Dial 811

It shall be the Member's responsibility to stay clear of all underground facilities.

Notes:

1. Member's facilities shall comply with Cooperative Standards, the NEC, and authorities having jurisdiction.
2. The Member is responsible for clearing and maintaining all right of way.

UNDERGROUND SERVICE INSTALLATION DETAILS AND CLEARANCES

DRAWING 8.6-5

August 2010

NOT TO SCALE

